

S.A.E.F.®

LIMBEROLLER®

*Smoothes it down
for saving conveyor belts life !*

ROLLER LIMBEROLLER® IN POLYURETHANE



REDUCE YOUR COST OF CARRIAGE !

**Iron cast
hook**



**Plastic
hook**

ROLLER LIMBEROLLER® IN RUBBER



Manufacturer of flexible support for your original belt conveyors.

French manufacturing since 1949 - Require the original!

MECHANICAL CONSTRUCTIONS - MATERIALS HANDLING

LIMBEROLLER[®] : flexible daisy chain rollers with neoprene and polyurethane discs for belt conveyors

Where to use the LIMBEROLLER[®] :

- The LIMBEROLLER[®] is the ideal support for the conveyor belts wide 400 to 1400 mm. As its design, the materials used for its manufacture make support extending the tenure of conveyor belts.
- The LIMBEROLLER[®] is used more and more for conveying sand and gravel, ores, coal and coke, chemicals and food stuffs, foundry sand, and many more materials, ...



The LIMBEROLLER[®] features :


- The flexibility of LIMBEROLLER[®] allows it to absorb shock loading and decentration avoiding damage.
- Allowing the troughs to 45 °, LIMBEROLLER[®] increases the ability to transport. The sealing strips can be removed.
- The LIMBEROLLER[®] is equipped with neoprene or polyurethane discs corrosion resistant to the action of chemical agents, at temperatures between -35 ° and 120 ° C.
- Assembled with molded hook or cast thermoplastic for the installation and immediately removal of the LIMBEROLLER[®]
- LIMBEROLLER[®] discs provide a relative movement which prevents the sealing.
- The LIMBEROLLER[®] is equipped with ball bearings contained in the sealed hook outside the conveyor belt.
- The LIMBEROLLER[®] is made from special steel of a cable anti gyratory manufactured only for this application to resist the bending stresses caused by the rotation trough
- Cable with patented vulcanized shoulder of both sides of each wheel produced during molding maintains the LIMBEROLLER[®] position.



The LIMBEROLLER[®] often imitated, never duplicated...



LIMBEROLLER®
rubber



LIMBEROLLER®
polyurethane

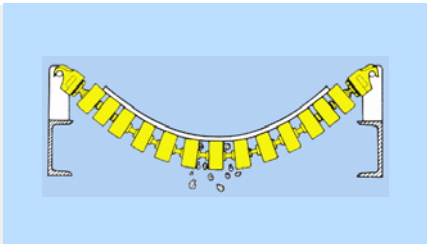


The LIMBEROLLER®

7 Important features

2 Elimination of material build-up.

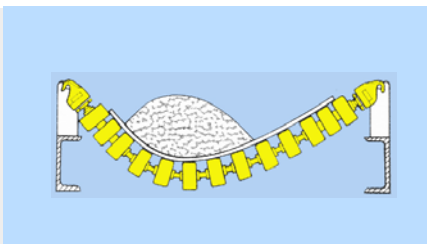
The flexibility of the discs together with the continual flexing action of the wire rope prevents material adhering and Building-up on the discs.



Freedom from material build-up avoids damage and prolongs belt life.

4 Belt centering at feeding point.

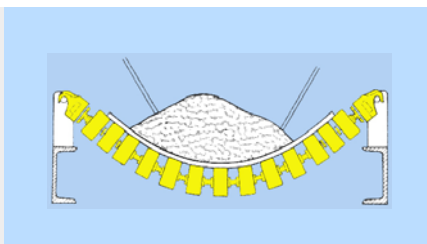
A belt supported by conventional three/five roll idlers will not correct even slightly off centre loadings. The Limberoller® however centres the loads automatically, due to the bottom



troughing point being on the same vertical line as the center of gravity of the load.

6 Deep trough loading.

Limberoller® installed at 45° troughing angle at the loading area avoids necessity for skirtboards, thus eliminating belt wear due to top cover cuts.




The use of the Limberoller® reduces space between drum « and first full » trough idler than possible with conventional steel idlers.

1 Resistant.

- abrasion
- impact.

The Limberoller® idler accepts high impact loading by the soft rubber discs and the inherent flexibility of the idler itself. The addition of soft rubber

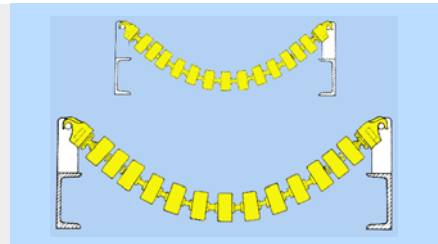


blocks at each end can assist where extrem conditions prevail.

- chemical corrosion.

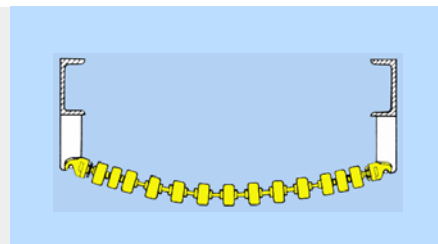
3 Saving in number of idlers used.

On average only 2 top Limberoller® are used on every 10 feet of belting which is significant saving over usual idlers.



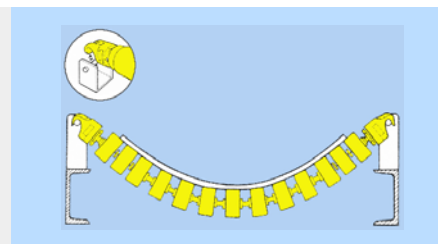
5 Belt return tracking.

Limberoller's natural troughing helps to track the belt on its return run. Limberoller® may be used on either the top or return run of the installation.



7 Quick installation and removal.

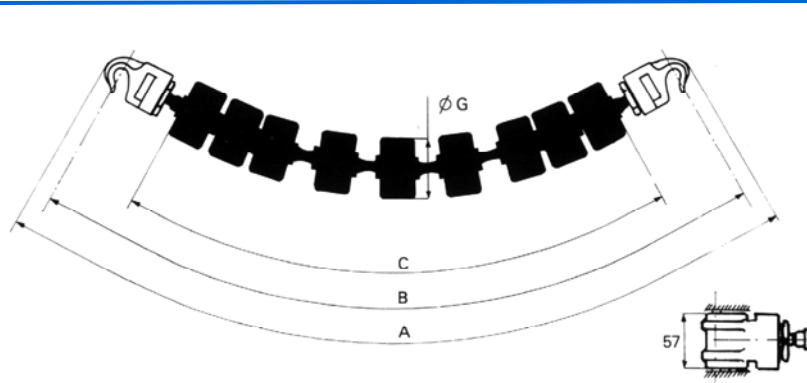
Due to the unique hooks at each end of the Limberoller® idler, situated away from the belt edge, installation and removal is fast, simple and safe.



Problems with spillage and corrosion can often make conventional idler removal difficult, if not impossible.

LIMBEROLLER® idlers

For your conveyor belt



ROLLER LIMBEROLLER® NEOPRENE WITH RESIN HOOK CAP / IRON HOOK CAP

Belt dimensions	A	B	C	G Type 1	G Type 2	Nb of ext. discs	Nb of discs	Weight of resin hook cap	Weight of resin hook cap	Iron hook cap weight	Iron hook cap weight
400 / 16"	705	675	483	76		6	8	2,910	389.0000	3,790	389.0010
500 / 20"	794	764	584	76		6	9	3,105	389.0001	4,040	389.0011
650 / 26"	948	918	748	76		6	11	3,640	389.0002	4,540	389.0012
800 / 32"	1 102	1 072	892	76		6	13	4,100	389.0004	4,985	389.0014
900 / 36"	1 192	1 162	988	76		8	15	4,630	389.0005	5,565	389.0015
1 000 / 42"	1 395	1 363	1 141		89	8	17	8,310	389.0006	9,210	389.0016
1 200 / 48"	1 552	1 520	1 298		89	8	19	9,075	389.0007	10,730	389.0017
1 400 / 54"	1 709	1 677	1 455		89	8	21	9,610	389.0008	11,250	389.0018

ROLLER LIMBEROLLER® POLYURETHANE WITH RESIN HOOK CAP / IRON HOOK CAP


Belt dimensions	A	B	C	G Type 1	G Type 2	Nb of ext. discs	Nb of discs	Weight of resin hook cap	Weight of resin hook cap	Iron hook cap weight	Iron hook cap weight
400 / 16"	705	675	483	76		6	8	2,000	389.0040	2,905	389.0070
500 / 20"	794	764	584	76		6	9	2,185	389.0041	3,090	389.0071
650 / 26"	948	918	748	76		6	11	2,445	389.0042	3,350	389.0072
800 / 32"	1 102	1 072	892	76		6	13	2,740	389.0044	3,640	389.0074
900 / 36"	1 192	1 162	988	76		8	15	3,000	389.0045	3,890	389.0075
1 000 / 42"	1 395	1 363	1 141		89	8	17	6,705	389.0093	7,605	389.0096
1 200 / 48"	1 552	1 520	1 298		89	8	19	7,080	389.0094	8,735	389.0097
1 400 / 54"	1 709	1 677	1 455		89	8	21	7,405	389.0095	9,045	389.0098

Save on your conveying cost, instal LIMBEROLLER® on your conveyors.

www.limberoller.fr

For more information, [consult-us !](http://www.limberoller.fr)

S.A.E.F.®



édition graphique CORVULCA

ZAE - Chemin du Bac des Aubins
95820 BRUYERES SUR OISE
FRANCE

www.saef.fr

PHONE : + 33 (0)1 30 28 43 06
FAX : + 33 (0)1 30 28 58 41
EMAIL : contact@saef.fr